

Flexi



CATALOG
ALUMINIUM PROFILES & ACCESSORIES
2025-26 VERSION 01


FLEXI	CONTENTS	Page 02
Details		Pages
Quick Access Price List		3
Aluminium Profiles		7
Mounting Accessories		9
End Covers and Slot Covers		23
Levelling Feet and Floor Bracket		25
Assembly Station Accessories		30

Page No 3




Quick Access Price List

Page No 7



Aluminium Profiles

Page No 9



Mounting Accessories

Page No 23




End Covers and Slot Covers

Page No 25



Levelling Feet and Floor Bracket

Page No 30



Assembly Station Accessories

FLEXI	QUICK ACCESS PRICE LIST		Page 03
Part Number	Part Name	UOM	Page No
AA100	Aluminium Profile 45x45 - Four Sides Open	Meter	7
AA102	Aluminium Profile 45x45 - Four Sides Open, Heavy Section	Meter	7
AA108	Aluminium Profile 45x45 - Radius	Meter	7
AA101	Aluminium Profile 45x90 - Four Sides Open	Meter	7
AA104	Aluminium Profile 40x40 - Four Sides Open	Meter	7
AA109	Aluminium Profile 40x40 - Radius	Meter	7
AA110	Aluminium Profile 40x120 - Four Sides Open	Meter	7
AA111	Aluminium Profile 40x160 - Four Sides Open	Meter	8
AA112	Aluminium Profile 50x50- Four Sides Open	Meter	8
AA106	Aluminium Profile 40x80 - Four Sides Open	Meter	8
AA103	Aluminium Profile 30x30 - Four Sides Open	Meter	8
AA113	Aluminium Profile 30x30 - Radius	Meter	8
AA114	Aluminium Profile 30x60 - Four Sides Open	Meter	8
AA115	Aluminium Profile 30x90 - Four Sides Open	Meter	8
AA107	Aluminium Profile 60x60 - Four Sides Open	Meter	9
AA116	Aluminium Profile 60x60 - Eight Sides Open	Meter	9
AA117	Aluminium Profile 60x120 - Eight Sides Open	Meter	9
AA118	Aluminium Profile 80x80 - Eight Sides Open	Meter	9
AA119	Aluminium Profile 80x120- Eight Sides Open	Meter	9
AA120	Aluminium Profile 80x160- Eight Sides Open	Meter	9
AA121	Aluminium Profile 90x90 - Eight Sides Open	Meter	9
AA122	Aluminium Profile 100x100 - Eight Sides Open	Meter	10
AA105	Aluminium Profile 20x20 - Four Sides Open	Meter	10
AA123	Aluminium Profile 20x40 - Four Sides Open	Meter	10
AA124	Aluminium Profile 20x60 - Four Sides Open	Meter	10
AA125	Aluminium Profile 15x120 - Four Sides Open	Meter	10
AD100	L Corner Mount Bracket 45x45x45 (without screws & nuts)	Piece	11
AD104	L corner Mount Bracket 45x45x45 (with screws & nuts)	Set	11
AD103	L corner Mount Bracket 90x90x45 (without screws & nuts)	Piece	13
AD105	L corner Mount Bracket 90x90x45 (with screws & nuts)	Set	13
AD126	L corner Mount Bracket 40x40x40 (without screws & nuts)	Piece	11
AD127	L corner Mount Bracket 40x40x40 (with screws & nuts)	Set	11
AD128	L Corner Mount Bracket 80x80x40 (without screws & nuts)	Piece	13
AD129	L Corner Mount Bracket 80x80x40 (with screws & nuts)	Set	13
AD112	L Corner Mount Bracket 30x30x30 (without screws & nuts)	Piece	11
AD123	L Corner Mount Bracket 30x30x30 (with screws & nuts)	Set	11
AD124	L corner Mount Bracket 60x60x30 (without screws & nuts)	Piece	14
AD125	L corner Mount Bracket 60x60x30 (with screws & nuts)	Set	14
AD130	L Corner Mount Bracket 60x60x60 (without screws & nuts)	Piece	12
AD131	L Corner Mount Bracket 60x60x60 (with screws & nuts)	Set	12
AD132	L Corner Mount Bracket 80x80x80 (without screws & nuts)	Piece	18
AD133	L Corner Mount Bracket 80x80x80 (with screws & nuts)	Set	18
AD134	L Corner Mount Bracket 90x90x90 (without screws & nuts)	Piece	18
AD135	L Corner Mount Bracket 90x90x90 (with screws & nuts)	Set	18
AD113	L Corner Mount Bracket 20x20x20 (without screws & nuts)	Piece	17
AD114	L Corner Mount Bracket 20x20x20 (with screws & nuts)	Set	17
AD115	L Corner Mount Bracket 40x40x20 (without screws & nuts)	Piece	17
AD116	L Corner Mount Bracket 40x40x20 (with screws & nuts)	Set	17

FLEXI		QUICK ACCESS PRICE LIST		Page 04
Part Number	Part Name	UOM	Page No	
AD117	3 Way Connector 40x40 with Crub Screws	Set	18	
AD118	3 Way Connector 30x30 with Crub Screws	Set	18	
AD119	Radius Corner Bracket 45x45 with End Cover	Set	19	
AD120	Radius Corner Bracket 40x40 with End Cover	Set	19	
AD121	Radius Corner Bracket 30x30 with End Cover	Set	19	
AD122	Straight Connector Joint G10 - 100 mm (with screws & nuts)	Set	26	
AD123	Straight Connector Joint G10 - 140 mm (with screw	Set	26	
AD124	Straight Connector Joint G8 - 100 mm (with screws & nuts)	Set	26	
AD125	Straight Connector Joint G8 - 140 mm (with screws & nuts)	Set	26	
AB100	End Cover Flat 45x45 - Black Colour	Piece	27	
AB104	End Cover Flat 45x45 with Center Hole - Black Colour	Piece	27	
AB110	End Cover Flat 45x45 Radius - Black Colour	Piece	28	
AB109	End Cover Flat 45x90 - Black Colour	Piece	27	
AB107	End Cover Flat 40x40 - Black Colour	Piece	27	
AB108	End Cover Flat 40x40 with Center Hole - Black Colour	Piece	27	
AB111	End Cover Flat 40x40 Radius - Black Colour	Piece	28	
AB112	End Cover Flat 50x50 - Black Colour	Piece	28	
AB115	End Cover Flat 40x80 - Black Colour	Piece	27	
AB102	End Cover Flat 30x30 - Black Colour	Piece	27	
AB113	End Cover Flat 30x30 Radius - Black Colour	Piece	28	
AB114	End Cover Flat 30x60 - Black Colour	Piece	28	
AB117	End Cover Flat 60x60 - Black Colour	Piece	27	
AB115	End Cover Flat 80x80 - Black Colour	Piece	30	
AB116	End Cover Flat 90x90 - Black Colour	Piece	30	
AB103	End Cover Flat 20x20 - Black Colour	Piece	20	
AB119	End Cover Flat 20x40 - Black Colour	Piece	30	
AB120	Plastic Handle - 92 mm	Piece	31	
AB121	Plastic Handle - 120 mm	Piece	31	
AB122	Plastic Handle - 150 mm	Piece	31	
AB123	Plastic Hinge - 20x20	Piece	31	
AB124	Plastic Hinge - 30x30	Piece	31	
AB125	Plastic Hinge - 40x40	Piece	31	
AC100	Slot Cover G10 - Black Colour	Meter	32	
AC105	Reducing Slot Cover G10 - Black Colour	Meter	32	
AC102	Slot Cover G8 - Black Colour	Meter	32	
AC106	Reducing Slot Cover G8 - Black Colour	Meter	32	
AC103	Slot Cover G6 - Black Colour	Meter	32	
AE100	T Nut G10 M8	Piece	20	
AE101	T Nut G10 M6	Piece	20	
AE102	T Nut G10 M5	Piece	20	
AE103	T Nut G10 M4	Piece	20	
AE108	T Nut G8 M6	Piece	20	
AE134	T Nut G8 M5	Piece	20	
AE135	T Nut G8 M4	Piece	20	
AE109	T Nut G6 M4	Piece	20	
AE136	Slide Nut with Spring G10 M8	Piece	20	
AE138	Slide Nut with Spring G10 M6	Piece	20	
AE137	Slide Nut with Spring G8 M6	Piece	20	
AE139	Sq Flat Nut with G10 M8	Piece	21	
AE140	Sq Flat Nut with G10 M6	Piece	21	
AE141	Sq Flat Nut with G8 M6	Piece	21	

FLEXI	QUICK ACCESS PRICE LIST		Page 05
Part Number	Part Name	UOM	Page No
AF110	Button Head Screw M12 x 30 mm	Piece	19
AF100	Button Head Screw M8 x 20 mm	Piece	19
AF107	Button Head Screw M8 x 15 mm	Piece	19
AF108	Button Head Screw M8 x 12 mm	Piece	19
AF101	Button Head Screw M6 x 20 mm	Piece	19
AF102	Button Head Screw M6 x 15 mm	Piece	19
AF106	Button Head Screw M6 x 12 mm	Piece	19
AF109	Button Head Screw M6 x 10 mm	Piece	19
AF103	Button Head Screw M5 x 20 mm	Piece	19
AF104	Button Head Screw M4 x 20 mm	Piece	19
AF111	Button Head Screw M4 x 8 mm	Piece	19
AE110	L Side Mount G10 (without Screws & Nuts) - 45 Series	Piece	22
AE111	L Side Mount G10 (with Screws & Nuts) - 45 Series	Set	22
AA543	L Side Mount G10 (without Screws & Nuts) - 40 Series	Piece	22
AA544	L Side Mount G10 (with Screws & Nuts) - 40 Series	Set	22
AE112	L Side Mount G8 (without Screws & Nuts) - 30 Series	Piece	22
AE113	L Side Mount G8 (with Screws & Nuts) - 30 Series	Set	22
AE114	L Side Mount G6 (without Screws & Nuts) - 20 Series	Piece	22
AE115	L Side Mount G6 (with Screws & Nuts) - 20 Series	Set	22
AE116	L Top Mount G10 (without Screws & Nuts) - 45 Series	Piece	23
AE117	L Top Mount G10 (with Screws & Nuts) - 45 Series	Set	23
AA545	L Top Mount G10 (without Screws & Nuts) - 40 Series	Piece	23
AA546	L Top Mount G10 (with Screws & Nuts) - 40 Series	Set	23
AE118	L Top Mount G8 (without Screws & Nuts) - 30 Series	Piece	23
AE119	L Top Mount G8 (with Screws & Nuts) - 30 Series	Set	23
AE120	L Top Mount G6 (without Screws & Nuts) - 20 Series	Piece	23
AE121	L Top Mount G6 (with Screws & Nuts) - 20 Series	Set	23
AE122	T Side Mount G10 (without Screws & Nuts) - 45 Series	Piece	24
AE123	T Side Mount G10 (with Screws & Nuts) - 45 Series	Set	24
AA547	T Side Mount G10 (without Screws & Nuts) - 40 Series	Piece	24
AA548	T Side Mount G10 (with Screws & Nuts) - 40 Series	Set	24
AE124	T Side Mount G8 (without Screws & Nuts) - 30 Series	Piece	24
AE125	T Side Mount G8 (with Screws & Nuts) - 30 Series	Set	24
AE126	T Side Mount G6 (without Screws & Nuts) - 20 Series	Piece	24
AE127	T Side Mount G6 (with Screws & Nuts) - 20 Series	Set	24
AE128	Plus Side Mount G10 (without Screws & Nuts) - 45 Series	Piece	25
AE129	Plus Side Mount G10 (with Screws & Nuts) - 45 Series	Set	25
AA549	Plus Side Mount G10 (without Screws & Nuts) - 40 Series	Piece	25
AA550	Plus Side Mount G10 (with Screws & Nuts) - 40 Series	Set	25
AE130	Plus Side Mount G8 (without Screws & Nuts) - 30 Series	Piece	25
AE131	Plus Side Mount G8 (with Screws & Nuts) - 30 Series	Set	25
AE132	Plus Side Mount G6 (without Screws & Nuts) - 20 Series	Piece	25
AE133	Plus Side Mount G6 (with Screws & Nuts) - 20 Series	Set	25
AD101	Bent Swivel Mount (without screws & nuts) - 45 Series	Piece	15
AA379	Bent Swivel Mount (with screws & nuts) - 45 Series	Set	15
AD109	Bent Swivel Mount (with screws, handle & nuts) - 45 Series	Set	15


FLEXI		QUICK ACCESS PRICE LIST		Page 06
Part Number	Part Name	UOM	Page No	
AD102	Straight Swivel Mount (without screws & nuts) - 45 Series	Piece	16	
AA380	Straight Swivel Mount (with screws & nuts) - 45 Series	Set	16	
AD110	Straight Swivel Mount (with screws, handle & nuts) - 45 Series	Set	16	
AD111	Floor Bracket (without screws, nuts & anchor bolt) - 45 Series	Piece	33	
AD107	Floor Bracket (with only screws & nuts) - 45 Series	Set	33	
AD108	Floor Bracket (with screws, nuts & anchor bolt) - 45 Series	Set	33	
AD115	Quick Connector - Perpendicular - 45 Series	Set	26	
AD116	Quick Connector - Parallel - 45 Series	Set	26	
AG100	Support and Levelling Foot M12 (with M12 nut) - Plastic	Set	35	
AG104	Support and Levelling Foot - Steel - M12 (with M12 nut)	Set	36	
AG103	Support and Levelling Foot M8 (with M8 nut) - Plastic	Set	35	
AG105	Support and Levelling Foot - Steel - M8 (with M8 nut)	Set	36	
AG106	Support and Levelling Foot - Steel - M12 (with M12 nut)	Set	37	
AA610	45x90 Support and Levelling Foot Mounting Plate - with CSK Screws	Set	34	
AD132	40x80 Support and Levelling Foot Mounting Plate - with CSK Screws	Set	34	
AG101	Tool Hanger Slider G10 - Black Colour	Piece	38	
AG102	SOP Hanger Slider G10 - White Colour	Piece	38	
AH100	4 Inch Castor Wheel without Brake	Piece	39	
AH101	4 Inch Castor Wheel with Brake	Piece	39	
AH102	3 Inch Castor Wheel without Brake	Piece	39	
AH103	3 Inch Castor Wheel with Brake	Piece	39	
AH104	2 Inch Castor Wheel without Brake	Piece	39	
AH105	2 Inch Castor Wheel with Brake	Piece	39	
	MS Sq Tubes	Meter	40	
AR100	Roller Track 40 mm - White Color	Meter	41	

Ordering Details		45 X 45 Light	Technical Details		
Part Name :	Aluminium Profile 45 X 45 - Four Sides Open			Material	Aluminium
Part Number	AA100			Mass (Kg/m)	1.45
Selling Unit	Meters			Finish	Anodised
Delivery	Immediate			Groove size	G10
				Maximum Supply length (m)	5.8
				Center Hole Tap size	M12
Ordering Details		45 X 45 Heavy	Technical Details		
Part Name :	Aluminium Profile 45 X 45 - Four Sides Open, Heavy Section			Material	Aluminium
Part Number	AA102			Mass (Kg/m)	1.85
Selling Unit	Meters			Finish	Anodised
Delivery	Immediate			Groove size	G10
				Maximum Supply length (m)	5.8
				Center Hole Tap size	M12
Ordering Details		45 X 45 Radius	Technical Details		
Part Name :	Aluminium Profile 45x45 - Radius			Material	Aluminium
Part Number	AA108			Mass (Kg/m)	1.3
Selling Unit	Meters			Finish	Anodised
Delivery	Immediate			Groove size	G10
				Maximum Supply length (m)	6
				Center Hole Tap size	M12
Ordering Details		45 X 90	Technical Details		
Part Name :	Aluminium Profile 45 X 90 - Four Sides Open			Material	Aluminium
Part Number	AA101			Mass (Kg/m)	2.55
Selling Unit	Meters			Finish	Anodised
Delivery	Immediate			Groove size	G10
				Maximum Supply length (m)	5.8
				Center Hole Tap size	M12
Ordering Details		40 X 40	Technical Details		
Part Name :	Aluminium Profile 40 X 40 - Four Sides Open			Material	Aluminium
Part Number	AA104			Mass (Kg/m)	1.15
Selling Unit	Meters			Finish	Anodised
Delivery	Immediate			Groove size	G10
				Maximum Supply length (m)	5.8
				Center Hole Tap size	M12
Ordering Details		40 X 40 Radius	Technical Details		
Part Name :	Aluminium Profile 40x40 - Radius			Material	Aluminium
Part Number	AA109			Mass (Kg/m)	1.09
Selling Unit	Meters			Finish	Anodised
Delivery	Immediate			Groove size	G10
				Maximum Supply length (m)	6
				Center Hole Tap size	M12
Ordering Details		40 X 120	Technical Details		
Part Name :	Aluminium Profile 45 X 120 - Four Sides Open			Material	Aluminium
Part Number	AA110			Mass (Kg/m)	3.1
Selling Unit	Meters			Finish	Anodised
Delivery	Immediate			Groove size	G10
				Maximum Supply length (m)	6
				Center Hole Tap size	M12

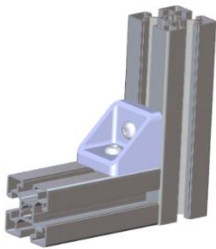
Ordering Details		40 X 160	Technical Details		
Part Name :	Aluminium Profile 45 X 160 - Four Sides Open			Material	Aluminium
Part Number	AA111			Mass (Kg/m)	4.9
Selling Unit	Meters			Finish	Anodised
Delivery	Immediate			Groove size	G10
				Maximum Supply length (m)	6
				Center Hole Tap size	M12
Ordering Details		50 x 50	Technical Details		
Part Name :	Aluminium Profile 50 X 50 - Four Sides Open			Material	Aluminium
Part Number	AA112			Mass (Kg/m)	2.35
Selling Unit	Meters			Finish	Anodised
Delivery	Immediate			Groove size	G10
				Maximum Supply length (m)	6
				Center Hole Tap size	M12
Ordering Details		40 X 80	Technical Details		
Part Name :	Alumimin Profile 40 X 80 - Four Sides Open			Material	Aluminium
Part Number	AA106			Mass (Kg/m)	2.30
Selling Unit	Meters			Finish	Anodised
Delivery	Immediate			Groove size	G10
				Maximum Supply length (m)	5.8
				Center Hole Tap size	M12
Ordering Details		30 X 30	Technical Details		
Part Name :	Aluminium Profile 30 X 30 - Four Sides Open			Material	Aluminium
Part Number	AA103			Mass (Kg/m)	0.75
Selling Unit	Meters			Finish	Anodised
Delivery	Immediate			Groove size	G8
				Maximum Supply length (m)	5.8
				Center Hole Tap size	M8
Ordering Details		30 X 30 Radius	Technical Details		
Part Name :	Aluminium Profile 30 X 30 - Radius			Material	Aluminium
Part Number	AA113			Mass (Kg/m)	0.76
Selling Unit	Meters			Finish	Anodised
Delivery	Immediate			Groove size	G8
				Maximum Supply length (m)	6
				Center Hole Tap size	M8
Ordering Details		30 X 60	Technical Details		
Part Name :	Aluminium Profile 30 X 60 - Four Sides Open			Material	Aluminium
Part Number	AA114			Mass (Kg/m)	1.4
Selling Unit	Meters			Finish	Anodised
Delivery	Immediate			Groove size	G8
				Maximum Supply length (m)	6
				Center Hole Tap size	M8
Ordering Details		30 X 90	Technical Details		
Part Name :	Aluminium Profile 30 X 90 - Four Sides Open			Material	Aluminium
Part Number	AA115			Mass (Kg/m)	1.99
Selling Unit	Meters			Finish	Anodised
Delivery	Immediate			Groove size	G8
				Maximum Supply length (m)	6
				Center Hole Tap size	M8

Ordering Details		60 X 60	Technical Details		
Part Name :	Aluminium Profile 60 X 60 - Four Sides Open			Material Mass (Kg/m) Finish Groove size Maximum Supply length (m) Center Hole Tap size	Aluminium 2.65 Anodised G10 5.8 M12
Ordering Details		60 x 60	Technical Details		
Part Name :	Aluminium Profile 60 x 60 - Eight Sides Open			Material Mass (Kg/m) Finish Groove size Maximum Supply length (m) Center Hole Tap size	Aluminium 2.44 Anodised G8 6 M8
Ordering Details		60 x 120	Technical Details		
Part Name :	Alumimin Profile 60 x 120 - Four Sides Open			Material Mass (Kg/m) Finish Groove size Maximum Supply length (m) Center Hole Tap size	Aluminium 2.44 Anodised G8 6 M8
Ordering Details		80 x 80	Technical Details		
Part Name :	Aluminium Profile 80 x 80 - Four Sides Open			Material Mass (Kg/m) Finish Groove size Maximum Supply length (m) Center Hole Tap size	Aluminium 4.22 Anodised G10 5.8 M12
Ordering Details		80 x120	Technical Details		
Part Name :	Aluminium Profile 80 x120 - Four Sides Open			Material Mass (Kg/m) Finish Groove size Maximum Supply length (m) Center Hole Tap size	Aluminium 2.56 Anodised G10 5.8 M12
Ordering Details		80 x160	Technical Details		
Part Name :	Aluminium Profile 80 x160 - Four Sides Open			Material Mass (Kg/m) Finish Groove size Maximum Supply length (m) Center Hole Tap size	Aluminium 10 Anodised G10 5.8 M12
Ordering Details		90 x 90	Technical Details		
Part Name :	Aluminium Profile 90 X 90 - Four Sides Open			Material Mass (Kg/m) Finish Groove size Maximum Supply length (m) Center Hole Tap size	Aluminium 4.93 Anodised G10 5.8 M12

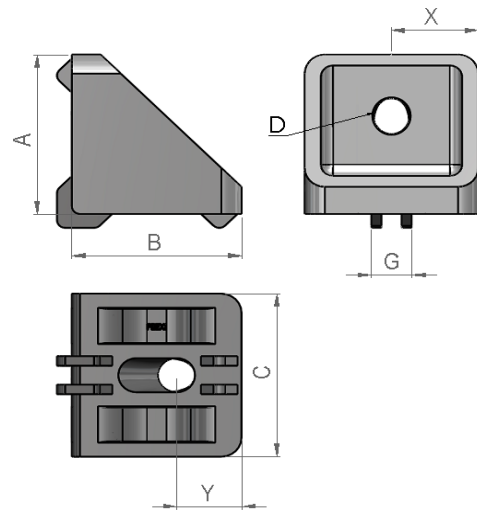
Ordering Details		100 x 100	Technical Details		
Part Name :	Aluminium Profile 100 x 100 - Four Sides Open			Material Mass (Kg/m) Finish Groove size Maximum Supply length (m) Center Hole Tap size	Aluminium 7.98 Anodised G10 6 M12
Ordering Details		20 X 20	Technical Details		
Part Name :	Aluminium Profile 20 X 20 - Four Sides Open			Material Mass (Kg/m) Finish Groove size Maximum Supply length (m) Center Hole Tap size	Aluminium 0.45 Anodised G6 6 M6
Ordering Details		20 x40	Technical Details		
Part Name :	Aluminim Profile 20 x 40 - Four Sides Open			Material Mass (Kg/m) Finish Groove size Maximum Supply length (m) Center Hole Tap size	Aluminium 0.75 Anodised G6 6 M6
Ordering Details		20 x 60	Technical Details		
Part Name :	Aluminium Profile 20 x 60 - Four Sides Open			Material Mass (Kg/m) Finish Groove size Maximum Supply length (m) Center Hole Tap size	Aluminium 1.09 Anodised G6 6 M6
Ordering Details		15 x 120	Technical Details		
Part Name :	Aluminium Profile 15 x120 - Four Sides Open			Material Mass (Kg/m) Finish Groove size Maximum Supply length (m) Center Hole Tap size	Aluminium 2.11 Anodised G6 6 M6



Mounting Example



Dimension





Ordering Details					Technical Details									
Part Number	Part Name	Mass (Grams)	Delivery	Selling Unit	Material	Size (mm)							Finish	Used on Profile
						A	B	C	G	X	D	Y		
AD100	L Corner Mount Bracket 45 x 45 x 45 - W/O Screws & Nuts	90	Immediate	Piece	Diecast Aluminium	45	45	42	10	21	9	16.7	Casting	45 x 45
AD126	L Corner Mount Bracket 40 x 40 x 40 - W/O Screws & Nuts	50	Immediate	Piece	Diecast Aluminium	40	40	37	10	18.5	9	14.7	Casting	40 x 40
AD112	L Corner Mount Bracket 30 x 30 x 30 - W/O Screws & Nuts	20	Immediate	Piece	Diecast Aluminium	30	30	27	8	13.5	7	11.9	Casting	30 x 30

L Corner Mount Brackets Sets




L Corner Mounting Brackets can also be ordered as sets including the suitable Screws and T Nuts

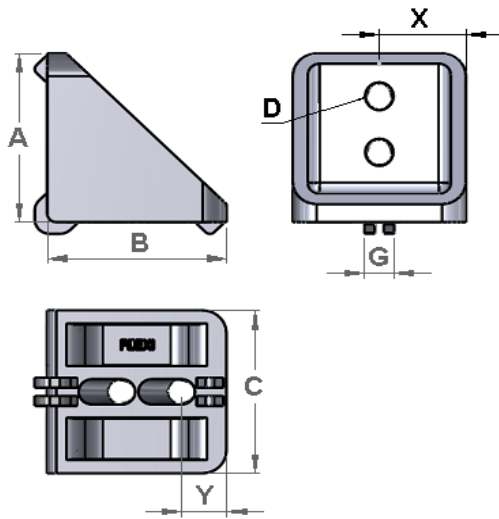
Ordering Details					Technical Details				
Part Number	Part Name	Mass (Grams)	Delivery	Selling Unit	Material				Used on Profile
AD104	L Corner Mount Bracket 45 x 45 x 45 - (with Screws & Nuts)	118.6	Immediate	Set	Diecast Aluminium	1 Part of AD100	2 Part of AE100	2 Part of AF100	45 x 45
AD127	L Corner Mount Bracket 40 x 40 x 40 - with Screws & Nuts	78.6	Immediate	Set	Diecast Aluminium	1 Part of AD126	2 Part of AE100	2 Part of AF100	40 x 40
AD123	L Corner Mount Bracket 30 x 30 x 30 - with Screws & Nuts	32	Immediate	Set	Diecast Aluminium	1 Part of AD112	2 Part of AE108	2 Part of AF106	30 x 30



Mounting Example




Dimension



Ordering Details					Technical Details									
Part Number	Part Name	Mass (Grams)	Delivery	Selling Unit	Material	Size (mm)							Finish	Used on Profile
						A	B	C	G	X	D	Y		
AD130	L Corner Mount Bracket 60 x 60 x 60 - W/O Screws & Nuts	157	Immediate	Piece	Diecast Aluminium	60	60	57	10	28.5	9	15	Casting	60 x 60

L Corner Mount Brackets Sets




L Corner Mounting Brackets can also be ordered as sets including the suitable Screws and T Nuts

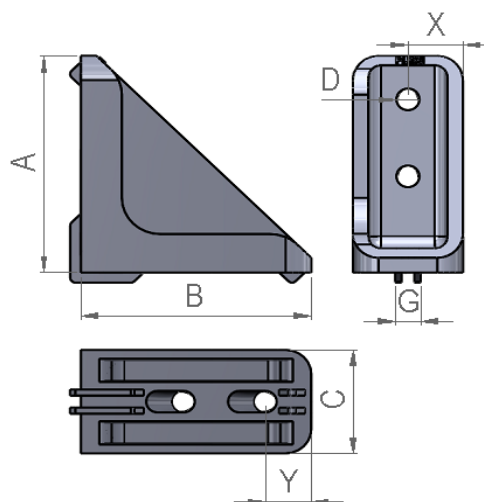
Ordering Details						Technical Details			
Part Number	Part Name	Mass (Grams)	Delivery	Selling Unit	Material				Used on Profile
AD131	L Corner Mount Bracket 60 x 60 x 60 - (with Screws & Nuts)	214	Immediate	Set	Diecast Aluminium	1 Part of AD130	4 Part of AE100	4 Part of AF100	60 x 60



Mounting Example



Dimension




Ordering Details					Technical Details									
Part Number	Part Name	Mass (Grams)	Delivery	Selling Unit	Material	Size (mm)							Finish	Used on Profile
						A	B	C	G	X	D	Y		
AD103	L Corner Mount Bracket 90 X 90 X 45 - W/O Screws & Nuts	210	Immediate	Piece	Diecast Aluminium	90	90	42	10	21	9	22	Casting	90 x 45
AD128	L Corner Mount Bracket 80 X 80 X 40 - W/O Screws & Nuts	136	Immediate	Piece	Diecast Aluminium	80	80	37	10	18.5	9	16	Casting	80 x 40


L Corner Mount Brackets Sets



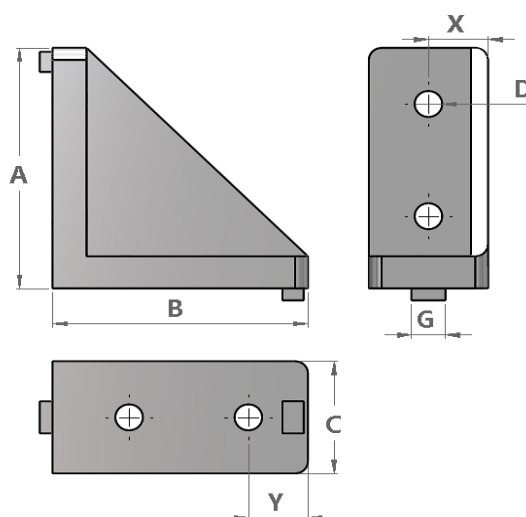
L Corner Mounting Brackets can also be ordered as sets including the suitable Screws and T Nuts

Ordering Details					Technical Details				
Part Number	Part Name	Mass (Grams)	Delivery	Selling Unit	Material				Used on Profile
AD105	L Corner Mount Bracket 90 x 90 x 45 - (with Screws & Nuts)	267.2	Immediate	Set	Diecast Aluminium	1 Part of AD103	4 Part of AE100	4 Part of AF100	90 x 45
AD129	L Corner Mount Bracket 80 x 80 x 40 - (with Screws & Nuts)	193.2	Immediate	Set	Diecast Aluminium	1 Part of AD128	4 Part of AE100	4 Part of AF100	80 x 40

Mounting Example



Dimension



Ordering Details						Technical Details								
Part Number	Part Name	Mass (Grams)	Delivery	Selling Unit	Material	Size (mm)							Finish	Used on Profile
						A	B	C	G	X	D	Y		
AD124	L Corner Mount Bracket 60 X 60 X 30 - W/O Screws & Nuts	48	Immediate	Piece	Diecast Aluminium	60	60	30	8	15	7	11	Casting	30 x 30

L Corner Mount Brackets Sets



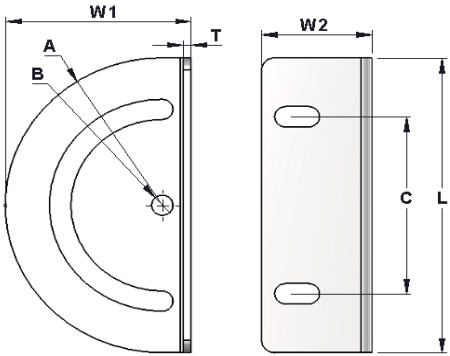
L Corner Mounting Brackets can also be ordered as sets including the suitable Screws and T Nuts

Ordering Details						Technical Details			
Part Number	Part Name	Mass (Grams)	Delivery	Selling Unit	Material				Used on Profile
AD125	L Corner Mount Bracket 60 x 60 x 30 - with Screws & Nuts	72	Immediate	Set	Diecast Aluminium	1 Part of AD124	4 Part of AE108	4 Part of AF106	30 x 30

Mounting Example



Dimension






Ordering Details					Technical Details									
Part Number	Part Name	Mass (Grams)	Delivery	Selling Unit	Material	Size (mm)							Finish	Used on Profile
						A	B	C	W1	W2	L	T		
AD101	Bent Swivel Mount (without screws & nuts) 45 Series	250	Immediate	Piece	Galvanised Steel	60	8.2	72	71	42	120	3	Galvanising	45 x 45

Bent Swivel Mount Brackets Sets







Bent Swivel Mounting Brackets can also be ordered as sets including the suitable Screws and T Nuts

Ordering Details					Technical Details				
Part Number	Part Name	Mass (Grams)	Delivery	Selling Unit	Material				Used on Profile
AA379	Bent Swivel Mount (with screws & nuts) 45 Series	308	Immediate	Set	Galvanised Steel	1 Part of AD101	4 Part of AE100	4 Part of AF107	45 x 45


Bent Swivel Mount Brackets Sets



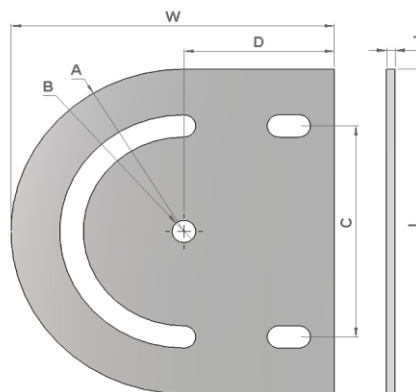
Bent Swivel Mounting Brackets can also be ordered as sets including the suitable Screws, T Nuts and Handle

Ordering Details					Technical Details					
Part Number	Part Name	Mass (Grams)	Delivery	Selling Unit	Material					Used on Profile
AD109	Bent Swivel Mount (with screws, handle & nuts) 45 Series	345	Immediate	Set	Galvanised Steel	1 Part of AD101	4 Part of AE100	3 Part of AF107	1 Part of M8 x 16	45 x 45

Mounting Example



Dimension



Ordering Details

Technical Details

Part Number	Part Name	Mass (Grams)	Delivery	Selling Unit	Material	Size (mm)							Finish	Used on Profile
						A	B	C	D	L	W	T		
AD102	Straight Swivel Mount (without screws & nuts) - 45 Series	250	Immediate	Piece	Galvanised Steel	60	8.2	72	52	120	112	3	Galvanising	45 x 45
AD142	Straight Swivel Mount (without screws & nuts) - 40 Series	230	Immediate	Piece	Galvanised Steel	60	8.2	72	47	120	104	3	Galvanising	40 x 40
AD139	Straight Swivel Mount (without screws & nuts) 30 Series	220	Immediate	Piece	Galvanised Steel	45	6.2	60	37	90	85	3	Galvanising	30 x 30




Straight Swivel Mount Brackets Sets



Straight Swivel Mounting Brackets can also be ordered as sets including the suitable Screws and T Nuts

Ordering Details

Technical Details

Part Number	Part Name	Mass (Grams)	Delivery	Selling Unit	Material				Used on Profile
AA380	Straight Swivel Mount Bracket (with Screws & Nuts) - 45 Series	308	Immediate	Set	Galvanised Steel	1 Part of AD101	4 Part of AE100	4 Part of AF107	45 x 45




Straight Swivel Mount Brackets Sets




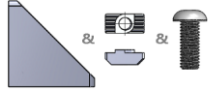
Straight Swivel Mounting Brackets can also be ordered as sets including the suitable Screws, T Nuts and Handle


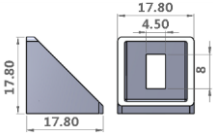
Ordering Details


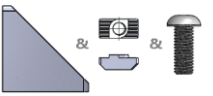
Technical Details

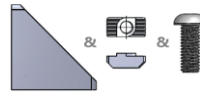
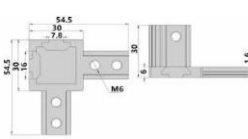
Part Number	Part Name	Mass (Grams)	Delivery	Selling Unit	Material					Used On Profile
AD110	Straight Swivel Mount (with screws, handle & nuts) - 45 Series	345	Immediate	Set	Galvanised Steel	1 Part of AD101	4 Part of AE100	3 Part of AF107	1 Part of M8 x 16	45 x 45

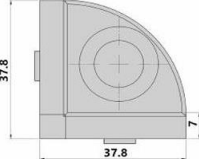

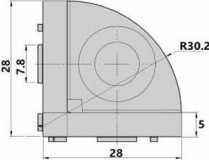
Ordering Details		40 x 20	Technical Details		
Part Name :	L Corner Mount Bracket 40 X 40 X 20 - w/o Screws & Nuts			Material	Galvanised Steel
Part Number	AD115			Handle Material	PA
Selling Unit	Piece			Fastners Material	Galvanised Steel
Delivery	Immediate			Groove Size	G6
				Mass (Grams)	14

Ordering Details		40 X 20	Technical Details		
Part Name :	L Corner Mount Bracket 40 X 40 X 20 - with Screws & Nuts		<p>AD116 AE109 AF111</p> <p>1 Part of 2 Part of 2 Part of</p> 	Material	Diecast Aluminium
Part Number	AD116			Groove size	G6
Selling Unit	Set			Mounting Angle	90°
Delivery	Immediate			Mass (Grams)	18.8


Ordering Details		20 X 20	Technical Details		
Part Name :	L Corner Mount Bracket 20 X 20 X 20 - w/o Screws & Nuts			Material	Galvanised Steel
Part Number	AD113			Handle Material	PA
Selling Unit	Piece			Fastners Material	Galvanised Steel
Delivery	Immediate			Groove Size	G6
				Mass (Grams)	4.4

Ordering Details		20 X 20	Technical Details		
Part Name :	L Corner Mount Bracket 20 X 20 X 20 - with Screws & Nuts		<p>AD116 AE109 AF111</p> <p>1 Part of 2 Part of 2 Part of</p> 	Material	Diecast Aluminium
Part Number	AD114			Groove size	G6
Selling Unit	Set			Mounting Angle	90°
Delivery	Immediate			Mass (Grams)	9.2

Ordering Details		80 x80	Technical Details		
Part Name :	L Corner Mount Bracket 80 x 80 x 80 - w/o Screws & Nuts			Material Groove size Mounting Angle Mass (Grams)	Diecast Aluminium G10 90° 235
Part Number	AD132				
Selling Unit	Piece				
Delivery	Immediate				
Ordering Details		80 x 80 with Set	Technical Details		
Part Name :	L Corner Mount Bracket 80 x 80 x 80 - with Screws & Nuts		AD133 AE100 AF100 1 Part of 2 Part of 2 Part of 	Material Groove size Mounting Angle Mass (Grams)	Diecast Aluminium G10 90° 354
Part Number	AD133				
Selling Unit	Set				
Delivery	Immediate				
Ordering Details		90 x 90	Technical Details		
Part Name :	L Corner Mount Bracket 90 x 90 x 90 - w/o Screws & Nuts			Material Groove Size Mounting Angle Mass (Grams)	Diecast Aluminium G10 90° 292
Part Number	AD134				
Selling Unit	Piece				
Delivery	Immediate				
Ordering Details		90 x 90 Set	Technical Details		
Part Name :	L Corner Mount Bracket 90 x 90 x 90 - with Screws & Nuts		AD135 AE100 AF100 1 Part of 2 Part of 2 Part of 	Material Groove size Mounting Angle Mass (Grams)	Diecast Aluminium G10 90° 411
Part Number	AD135				
Selling Unit	Set				
Delivery	Immediate				
Ordering Details		40 x 40 - 3 Way	Technical Details		
Part Name :	3 Way Connector 40x40 with Crub Screws			Material Groove size Mass (Grams) Finish Center Hole size	Diecast Aluminium G10 156 Anodised M8
Part Number	AD117				
Selling Unit	Set				
Delivery	Immediate				
Ordering Details		30 x 30 - 3 Way	Technical Details		
Part Name :	3 Way Connector 30x30 with Crub Screws			Material Groove size Mass (Grams) Finish Center Hole size	Diecast Aluminium G8 63 Anodised M6
Part Number	AD118				
Selling Unit	Set				
Delivery	Immediate				

Ordering Details		Technical Details			
Part Name :	Radius Corner Bracket 45x45 with End Cover			Material	Galvanised Steel
Part Number	AD119			Hole Size	M8
Selling Unit	Set			Mass (Grams)	0.132
Delivery	Immediate				
Ordering Details		Technical Details			
Part Name :	Radius Corner Bracket 40x40 with End Cover			Material	Galvanised Steel
Part Number	AD120			Hole Size	M8
Selling Unit	Set			Mass (Grams)	0.085
Delivery	Immediate				
Ordering Details		Technical Details			
Part Name :	Radius Corner Bracket 30x30 with End Cover			Material	Galvanised Steel
Part Number	AD121			Hole Size	M6
Selling Unit	Piece			Mass (Grams)	0.04
Delivery	Immediate				

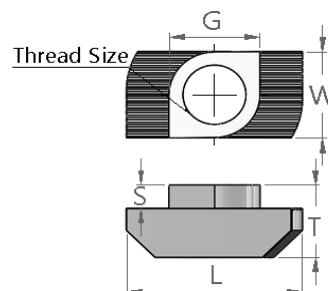
Drawing



Ordering Details					Technical Details				
Part Number	Part Name	Mass (Grams)	Delivery	Selling Unit	Material	Thread Size	L (mm)	Finish	Used With
AF110	Button Head Screw M12 X 30 mm	46	Immediate	Piece	Steel	M12	30	Galvanising	AE116, AA545
AF100	Button Head Screw M8 X 20 mm	8.9	Immediate	Piece	Steel	M8	20	Galvanising	AD100, AD103, AE118
AF107	Button Head Screw M8 X 15 mm	8.4	Immediate	Piece	Steel	M8	15	Galvanising	AD101, AD102, AE110, AE116, AE122, AE128
AF108	Button Head Screw M8 X 12 mm	6.8	Immediate	Piece	Steel	M8	12	Galvanising	AD101, AD102, AA543, AA545, AA547, AA549
AF101	Button Head Screw M6 X 20 mm	6	Immediate	Piece	Steel	M6	20	Galvanising	AD100, AD103
AF102	Button Head Screw M6 X 15 mm	4	Immediate	Piece	Steel	M6	15	Galvanising	AD112
AF106	Button Head Screw M6 X 12 mm	4	Immediate	Piece	Steel	M6	12	Galvanising	AD112, AD124
AF109	Button Head Screw M6 X 10 mm	4	Immediate	Piece	Steel	M6	10	Galvanising	AE112, AE118, AE124, AE130
AF103	Button Head Screw M5 X 20 mm	3.2	Immediate	Piece	Steel	M5	20	Galvanising	AD100, AD103
AF104	Button Head Screw M4 X 20 mm	2	Immediate	Piece	Steel	M4	20	Galvanising	AD100, AD103
AF111	Button Head Screw M4 X 8 mm	1.2	Immediate	Piece	Steel	M4	8	Galvanising	AD113



Drawing

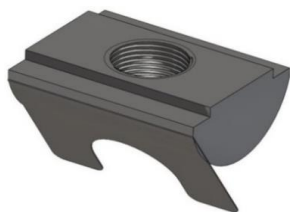


Ordering Details

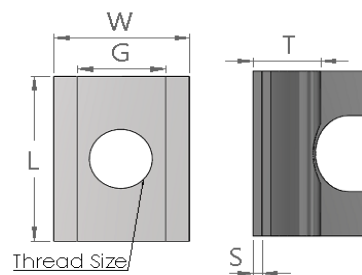
Technical Details

Part Number	Part Name	Mass (Grams)	Delivery	Selling Unit	Material	Thread Size	Size (mm)					Finish	Used With
							G	W	L	T	S		
AE100	T Nut G10 M8	6	Immediate	Piece	Steel	M8	10	10	19	8	30	Galvanising	AD100, AD103
AE101	T Nut G10 M6	7.2	Immediate	Piece	Steel	M6	10	10	19	10	20	Galvanising	AD100, AD103
AE102	T Nut G10 M5	7.6	Immediate	Piece	Steel	M5	8	8	16	6	12	Galvanising	AD100, AD103
AE103	T Nut G10 M4	8	Immediate	Piece	Steel	M4	10	10	19	10	15	Galvanising	AD100, AD103
AE108	T Nut G8 M6	2	Immediate	Piece	Steel	M6	8	8	16	6	15	Galvanising	AD112, AD124
AE134	T Nut G8 M5	3.6	Immediate	Piece	Steel	M5	8	8	19	6	20	Galvanising	AD112, AD124
AE135	T Nut G8 M4	4	Immediate	Piece	Steel	M4	8	8	16	6	20	Galvanising	AD112, AD124
AE109	T Nut G6 M4	1.2	Immediate	Piece	Steel	M4	8	6	13	5	12	Galvanising	AD113

Spring Nut



Drawing




Ordering Details

Technical Details

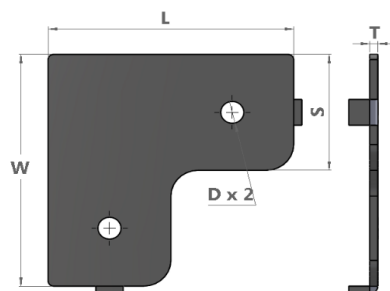
Part Number	Part Name	Mass (Grams)	Delivery	Selling Unit	Material	Thread Size	Size (mm)					Finish	Used With
							G	W	L	T	S		
AE136	Slide Nut with Spring G10 M8	10	Immediate	Piece	Steel	M8	10	15	19.5	7.5	1	Galvanising	AD100,AD103
AE138	Slide Nut with Spring G10 M6	10	Immediate	Piece	Steel	M6	10	13	16	5.5	1	Galvanising	AD100,AD103
AE137	Slide Nut with Spring G8 M6	5.6	Immediate	Piece	Steel	M6	8	13	16	5.5	1	Galvanising	AD112,AD124

Ordering Details		Product Image	Technical Details	
Part Name :	Flat Nut with G8 M6		Material	Galvanised Steel
Part Number	AE141		Handle Material	PA
Selling Unit	Piece		Fastners Material	Galvanised Steel
Delivery	Immediate		Groove Size	G8
			Mass (Grams)	9.01

Product Details



Product Drawing



Mounting Example



Ordering Details

Technical Details

Part Number	Part Name	Mass (Grams)	Delivery	Selling Unit	Material	Size (mm)					Colour	Used on Profile
						L	W	T	S	D		
AE110	L Side Mount G10 - 45 Series	120	Immediate	Piece	Galvanised Steel	90	90	3	45	8.5	Galvanised	45 x 45
AA543	L Side Mount G10 - 40 Series	110	Immediate	Piece	Galvanised Steel	80	80	3	40	8.5	Galvanised	40 x 40
AE112	L Side Mount G8 - 30 Series	60	Immediate	Piece	Galvanised Steel	60	60	3	30	6.5	Galvanised	30 x 30
AE114	L Side Mount G6 - 20 Series	28	Immediate	Piece	Galvanised Steel	40	40	3	20	5.5	Galvanised	20 x 20




L Side Mount Bracket Sets




L Side Mounting Brackets can also be ordered as sets including the suitable Screws and T Nuts

Ordering Details

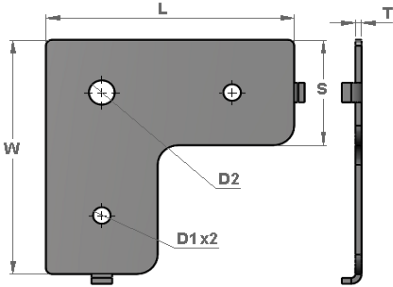
Technical Details

Part Number	Part Name	Mass (Grams)	Delivery	Selling Unit	Material				Used on Profile
AE111	L Side Mount G10 - 45 Series (With Screws & Nuts)	148.8	Immediate	Set	Galvanised Steel	1 Part of AE110	2 Part of AE100	2 Part of AF107	45 x 45
AA544	L Side Mount G10 - 40 Series (With Screws & Nuts)	138.8	Immediate	Set	Galvanised Steel	1 Part of AA543	2 Part of AE100	2 Part of AF108	40 x 40
AE113	L Side Mount G8 - 30 Series (With Screws & Nuts)	72	Immediate	Set	Galvanised Steel	1 Part of AE112	2 Part of AE108	2 Part of AF109	30 x 30
AE115	L Top Mount G6 - 20 Series (With Screws & Nuts)	32.8	Immediate	Set	Galvanised Steel	1 Part of AE114	2 Part of AE109	2 Part of AF111	20 x 20


Product Details



Product Drawing




Mounting Example







Ordering Details						Technical Details							
Part Number	Part Name	Mass (Grams)	Delivery	Selling Unit	Material	Size (mm)						Colour	Used on Profile
						L	W	T	S	D1	D2		
AE116	L Top Mount G10 - 45 Series	130	Immediate	Piece	Galvanised Steel	90	90	3	45	8.5	12.5	Galvanised	45 x 45
AA545	L Top Mount G10 - 40 Series	110	Immediate	Piece	Galvanised Steel	80	80	3	40	8.5	12.5	Galvanised	40 x 40
AE118	L Top Mount G8 - 30 Series	60	Immediate	Piece	Galvanised Steel	60	60	3	30	6.5	8.5	Galvanised	30 x 30
AE120	L Top Mount G6 - 20 Series	26	Immediate	Piece	Galvanised Steel	40	40	3	20	5.5	6.5	Galvanised	20 x 20


L Top Mount Brackets Sets



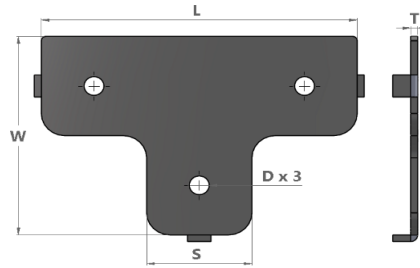
L Top Mounting Brackets can also be ordered as sets including the suitable Screws and T Nuts

Ordering Details						Technical Details				
Part Number	Part Name	Mass (Grams)	Delivery	Selling Unit	Material					Used on Profile
AE117	L Top Mount G10 - 45 Series (With Screws & Nuts)	194.8	Immediate	Set	Galvanised Steel	1 Part of AE116	2 Part of AE100	2 Part of AF107	1 Part of AF110	45 x 45
AA546	L Top Mount G10 - 40 Series (With Screws & Nuts)	184.8	Immediate	Set	Galvanised Steel	1 Part of AA545	2 Part of AE100	2 Part of AF108	1 Part of AF110	40 x 40
AE119	L Top Mount G8 - 30 Series (With Screws & Nuts)	80.9	Immediate	Set	Galvanised Steel	1 Part of AE118	2 Part of AE108	2 Part of AF109	1 Part of AF100	30 x 30
AE121	L Top Mount G6 - 20 Series (With Screws & Nuts)	34	Immediate	Set	Galvanised Steel	1 Part of AE120	2 Part of AE109	2 Part of AF111	1 Part of AF106	20 x 20


Product Details



Product Drawing



Mounting Example



Ordering Details

Technical Details

Part Number	Part Name	Mass (Grams)	Price (Rs)	Delivery	Selling Unit	Material	Size (mm)					Colour	Used on Profile
							L	W	T	S	D		
AE122	T Side Mount G10 - 45 Series	170	140	Immediate	Piece	Galvanised Steel	135	90	3	45	8.5	Galvanised	45 x 45
AA547	T Side Mount G10 - 40 Series	160	130	Immediate	Piece	Galvanised Steel	120	80	3	40	8.5	Galvanised	40 x 40
AE124	T Side Mount G8 - 30 Series	70	80	Immediate	Piece	Galvanised Steel	90	60	3	30	6.5	Galvanised	30 x 30
AE126	T Side Mount G6 - 20 Series	38	55	Immediate	Piece	Galvanised Steel	60	40	3	20	4.5	Galvanised	20 x 20




T Side Mount Brackets Sets




T Side Mounting Brackets can also be ordered as sets including the suitable Screws and T Nuts

Ordering Details

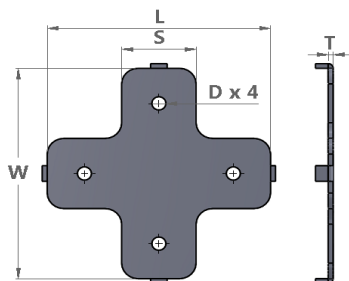
Technical Details

Part Number	Part Name	Mass (Grams)	Price (Rs)	Delivery	Selling Unit	Material				Used on Profile
AE123	T Side Mount G10 - 45 Series (With Screws & Nuts)	213.2	245	Immediate	Set	Galvanised Steel	1 Part of AE122	3 Part of AE100	3 Part of AF107	45 x 45
AA548	T Side Mount G10 - 40 Series (With Screws & Nuts)	203.2	235	Immediate	Set	Galvanised Steel	1 Part of AA547	3 Part of AE100	3 Part of AF108	40 x 40
AE125	T Side Mount G8 - 30 Series (Without Screws & Nuts)	196	185	Immediate	Set	Galvanised Steel	1 Part of AE124	3 Part of AE108	3 Part of AF109	30 x 30
AE127	T Side Mount G6 - 20 Series (With Screws & Nuts)	45.2	160	Immediate	Set	Galvanised Steel	1 Part of AE126	3 Part of AE109	3 Part of AF111	20 x 20


Product Details



Product Drawing



Mounting Example



Ordering Details




Part Number	Part Name	Mass (Grams)	Delivery	Selling Unit	Material	Size (mm)					Colour	Used on Profile
						L	W	T	S	D		
AE128	Plus Side Mount G10 - 45 Series	230	Immediate	Piece	Galvanised Steel	135	135	3	45	8.5	Galvanised	45 x 45
AA549	Plus Side Mount G10 - 40 Series	180	Immediate	Piece	Galvanised Steel	120	120	3	40	8.5	Galvanised	40 x 40
AE130	Plus Side Mount G8 - 30 Series	100	Immediate	Piece	Galvanised Steel	90	90	3	30	6.5	Galvanised	30 x 30
AE144	Plus Side Mount G10 - 60 Series		Immediate	Piece	Galvanised Steel	180	180	3	60	8.5	Galvanised	60 x 60
AE132	Plus Side Mount G6 - 20 Series	46	Immediate	Piece	Galvanised Steel	60	60	3	20	4.5	Galvanised	20 x 20

Plus Side Mount Brackets Sets



Plus Side Mounting Brackets can also be ordered as sets including the suitable Screws and T Nuts

Ordering Details

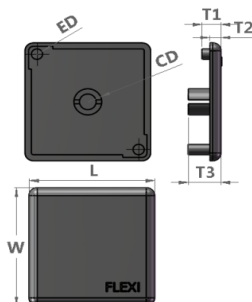
Part Number	Part Name	Mass (Grams)	Delivery	Selling Unit	Material	Technical Details			Used on Profile
									
AE129	Plus Side Mount G10 - 45 Series (with Screws & Nuts)	287.6	Immediate	Set	Galvanised Steel	1 Part of AE128	4 Part of AE100	4 Part of AF107	45 x 45
AA550	Plus Side Mount G10 - 40 Series (with Screws & Nuts)	194.4	Immediate	Set	Galvanised Steel	1 Part of AA549	4 Part of AE100	4 Part of AF108	40 x 40
AE131	Plus Side Mount G8 - 30 Series (With Screws & Nuts)	124	Immediate	Set	Galvanised Steel	1 Part of AE130	4 Part of AE108	4 Part of AF109	30 x 30
AE133	Plus Side Mount G6 - 20 Series (With Screws & Nuts)	55.6	Immediate	Set	Galvanised Steel	1 Part of AE132	4 Part of AE109	4 Part of AF111	20 x 20

Ordering Details		Product Image	Technical Details		
Part Name :	Quick Connector - Perpendicular - 45 Series			Bracket Material	Galvanised Steel
Part Number	AD115			Handle Material	
Selling Unit	Set			Fasteners Material	Galvanised Steel
Delivery	Immediate			Mass (Grams)	56
Ordering Details		Product Image	Technical Details		
Part Name :	Quick Connector - Parallel - 45 Series			Bracket Material	Galvanised Steel
Part Number	AD116			Handle Material	
Selling Unit	Set			Fasteners Material	Galvanised Steel
Delivery	Immediate			Mass (Grams)	56
Ordering Details		Product Image	Technical Details		
Part Name :	Straight Connector Joint G10 - 100 mm (with screws & nuts)			Bracket Material	Galvanised Steel
Part Number	AD122			Handle Material	
Selling Unit	Set			Fasteners Material	Galvanised Steel
Delivery	Immediate			Mass (Grams)	89
Ordering Details		Product Image	Technical Details		
Part Name :	Straight Connector Joint G10 - 140 mm (with screws & nuts)			Bracket Material	Galvanised Steel
Part Number	AD123			Handle Material	
Selling Unit	Set			Fasteners Material	Galvanised Steel
Delivery	Immediate			Mass (Grams)	125
Ordering Details		Product Image	Technical Details		
Part Name :	Straight Connector Joint G8 - 100 mm (with screws & nuts)			Bracket Material	Galvanised Steel
Part Number	AD124			Handle Material	
Selling Unit	Set			Fasteners Material	Galvanised Steel
Delivery	Immediate			Mass (Grams)	56
Ordering Details		Product Image	Technical Details		
Part Name :	Straight Connector Joint G8 - 140 mm (with screws & nuts)			Bracket Material	Galvanised Steel
Part Number	AD125			Handle Material	
Selling Unit	Set			Fasteners Material	Galvanised Steel
Delivery	Immediate			Mass (Grams)	84

Product Details

Product Drawing


Mounting Example



Ordering Details

Technical Details

Part Number	Part Name	Mass (Grams)	Delivery	Selling Unit	Material	Size (mm)							Colour	Used on Profile
						L	W	T1	T2	T3	CD	ED		
AB100	End Cover Flat 45 X 45	6.4	Immediate	Piece	PA	45	45	8	3	18	10	4	Black	45 x 45
AB109	End Cover Flat 45 X 90	12.8	Immediate	Piece	PA	90	45	8	3	18	10	4	Black	45 x 90
AB107	End Cover Flat 40 X 40	5.2	Immediate	Piece	PA	40	40	8	3	18	10	4	Black	40 x 40
AB115	End Cover Flat 40 X 80	10.4	Immediate	Piece	PA	80	40	8	3	18	10	4	Black	40 x 80
AB102	End Cover Flat 30 X 30	3.6	Immediate	Piece	PA	30	30	8	3	15	7	3	Black	30 x 30
AB117	End Cover Flat 60 X 60	14.4	Immediate	Piece	PA	60	60	8	3	18	10	4	Black	60 x 60
AB103	End Cover Flat 20 X 20	1.6	Immediate	Piece	PA	20	20	5.6	3	10.5	6	2	Black	20 x 20


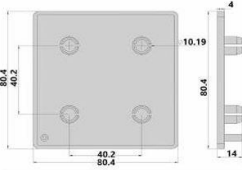

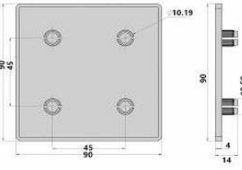

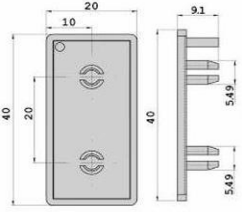



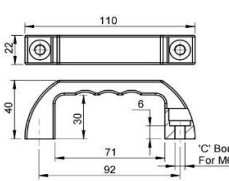

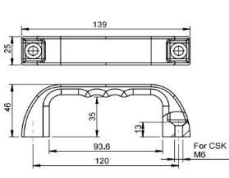

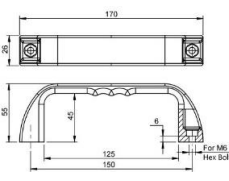

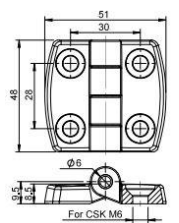

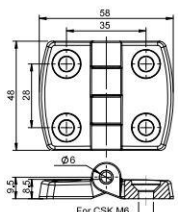

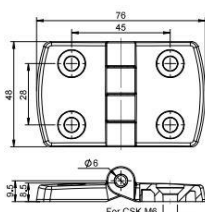
Ordering Details


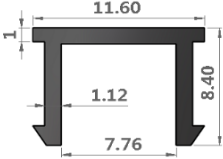

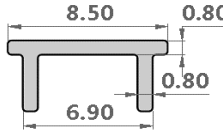

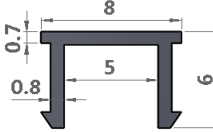

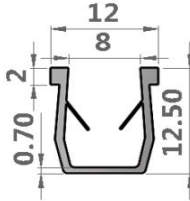

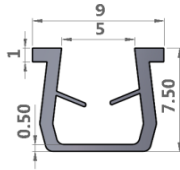
Technical Details

Part Number	Part Name	Mass (Grams)	Delivery	Selling Unit	Material	Size (mm)							Colour	Used on Profile
						L	W	T1	T2	T3	CD	ED		
AB104	End Cover Flat 45 X 45 with Center Hole	6.2	Immediate	Piece	PA	45	45	8	3	18	10	4	Black	45 x 45
AB108	End Cover Flat 40 X 40 with Center Hole	5	Immediate	Piece	PA	40	40	8	3	18	10	4	Black	40 x 40

Ordering Details		Product Image	Technical Details		
Part Name :	Radius Corner Bracket 45x45 with End Cover			Material	PA
Part Number	AB110			Colour	Black
Selling Unit	Nos			Groove Size	G10
Delivery	Immediate			Mass (Grams)	7
Ordering Details		Product Image	Technical Details		
Part Name :	Radius Corner Bracket 40x40 with End Cover			Material	PA
Part Number	AB111			Colour	Black
Selling Unit	Nos			Groove Size	G10
Delivery	Immediate			Mass (Grams)	11
Ordering Details		Product Image	Technical Details		
Part Name :	Radius Corner Bracket 30x30 with End Cover			Material	PA
Part Number	AB113			Colour	Black
Selling Unit	Nos			Groove Size	G8
Delivery	Immediate			Mass (Grams)	2
Ordering Details		Product Image	Technical Details		
Part Name :	End Cover Flat 50x50 - Black Colour			Material	PA
Part Number	AB112			Colour	Black
Selling Unit	Nos			Groove Size	G10
Delivery	Immediate			Mass (Grams)	8
Ordering Details		Product Image	Technical Details		
Part Name :	End Cover Flat 30x60 - Black Colour			Material	PA
Part Number	AB114			Colour	Black
Selling Unit	Nos			Groove Size	G10
Delivery	Immediate			Mass (Grams)	4

Ordering Details		Product Image	Technical Details		
Part Name :	End Cover Flat 80x80 - Black Colour			Material	PA
Part Number	AB115			Colour	Black
Selling Unit	Nos			Groove Size	G10
Delivery	Immediate			Mass (Grams)	22
Ordering Details		Product Image	Technical Details		
Part Name :	End Cover Flat 90x90 - Black Colour			Material	PA
Part Number	AB116			Colour	Black
Selling Unit	Nos			Groove Size	G10
Delivery	Immediate			Mass (Grams)	27
Ordering Details		Product Image	Technical Details		
Part Name :	End Cover Flat 20x40 - Black Colour			Material	PA
Part Number	AB119			Colour	Black
Selling Unit	Nos			Groove Size	G6
Delivery	Immediate			Mass (Grams)	1.49

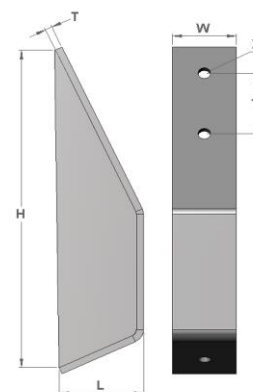
Ordering Details		Product Image	Technical Details		
Part Name :	Plastic Handle - 92 mm			Material	PA
Part Number	AB120			Colour	Black
Selling Unit	Nos			Groove Size	M6
Delivery	Immediate			Mass (Grams)	0.07
		Load Cap			250
Ordering Details		Product Image	Technical Details		
Part Name :	Plastic Handle - 120 mm			Material	PA
Part Number	AB121			Colour	Black
Selling Unit	Nos			Groove Size	M6
Delivery	Immediate			Mass (Grams)	0.04
		Load Cap			250
Ordering Details		Product Image	Technical Details		
Part Name :	Plastic Handle - 150 mm			Material	PA
Part Number	AB122			Colour	Black
Selling Unit	Nos			Groove Size	G10
Delivery	Immediate			Mass (Grams)	0.15
		Load Cap			275
Ordering Details		Product Image	Technical Details		
Part Name :	Plastic Hinge - 20x20			Material	PA
Part Number	AB123			Colour	Black
Selling Unit	Nos			Groove Size	M6
Delivery	Immediate			Mass (Grams)	21
		Load Cap			21
Ordering Details		Product Image	Technical Details		
Part Name :	Plastic Hinge - 30x30			Material	PA
Part Number	AB124			Colour	Black
Selling Unit	Nos			Groove Size	M6
Delivery	Immediate			Mass (Grams)	23
		Load Cap			23
Ordering Details		Product Image	Technical Details		
Part Name :	Plastic Hinge - 40x40			Material	PA
Part Number	AB125			Colour	Black
Selling Unit	Nos			Groove Size	M6
Delivery	Immediate			Mass (Grams)	19
		Load Cap			19

Ordering Details		Product Image	Technical Details		
Part Name :	Slot Cover G10 - Black Colour			Material	PA
Part Number	AC100			Colour	Black
Selling Unit	Meter			Groove Size	G10
Delivery	Immediate			Mass (Grams)	48
Ordering Details		Product Image	Technical Details		
Part Name :	Slot Cover G8 - Black Colour			Material	PA
Part Number	AC102			Colour	Black
Selling Unit	Meter			Groove Size	G8
Delivery	Immediate			Mass (Grams)	22
Ordering Details		Product Image	Technical Details		
Part Name :	Slot Cover G6 - Black Colour			Material	PA
Part Number	AC103			Colour	Black
Selling Unit	Meter			Groove Size	G6
Delivery	Immediate			Mass (Grams)	10
Ordering Details		Product Image	Technical Details		
Part Name :	Reducing Slot Cover G10 - Black Colour			Material	PA
Part Number	AC105			Colour	Black
Selling Unit	Meter			Groove Size	G10
Delivery	Immediate			Mass (Grams)	50
Ordering Details		Product Image	Technical Details		
Part Name :	Reducing Slot Cover G8 - Black Colour			Material	PA
Part Number	AC106			Colour	Black
Selling Unit	Meter			Groove Size	G8
Delivery	Immediate			Mass (Grams)	44

Mounting Example



Dimension






Ordering Details					Technical Details								
Part Number	Part Name	Mass (Grams)	Delivery	Selling Unit	Material	Size (mm)						Finish	Used on Profile
						L	W	H	T	X	Y		
AD111	Floor Bracket (without screws, nuts & anchor bolt) - 45 Series	710	Immediate	Piece	Galvanised Steel	60	45	238	5	9	45	Black Colour Powder Coating	45 x 45

Installation Elements - Floor Mounting Bracket




Floor Mounting Brackets can also be ordered as sets including the suitable Screws and T Nuts


Ordering Details						Technical Details			
Part Number	Part Name	Mass (Grams)	Delivery	Selling Unit	Material				Used on Profile
AD107	Floor Bracket (with only screws & nuts) - 45 Series	710	Immediate	Set	Galvanised Steel	1 Part of AD111	2 Part of AE100	2 Part of AF100	45 x 45

Installation Elements - Floor Mounting Bracket




Floor Mounting Brackets can also be ordered as sets including the suitable Screws, T Nuts and Anchor Bolt

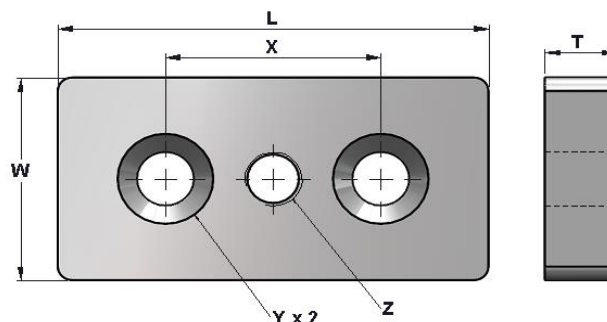
Ordering Details					Technical Details					
Part Number	Part Name	Mass (Grams)	Delivery	Selling Unit	Material					Used on Profile
AD108	Floor Bracket (with screws, nuts & anchor bolt) - 45 Series	715	Immediate	Set	Galvanised Steel	1 Part of AD111	2 Part of AE100	2 Part of AF100	1 Part of Anchor Bolt	45 x 45



Mounting Example




Dimension





Ordering Details						Technical Details							
Part Number	Part Name	Mass (Grams)	Delivery	Selling Unit	Material	Size (mm)						Finish	Used on Profile
						L	W	T	X	Y	Z		
AD151	45x90 Support and Levelling Foot Mounting Plate (without CSK Screw)	486	Immediate	Piece	Galvanised Steel	90	45	15	45	M12 CSK Counter Bore	M12 Tap	Galvanised Steel	45 x 90
AD152	40x80 Support and Levelling Foot Mounting Plate (without CSK Screw)	384	Immediate	Piece	Galvanised Steel	80	40	15	40	M12 CSK Counter Bore	M12 Tap	Galvanised Steel	40 x 80

Installation Elements - Foot Mounting Plate




Foot Mounting Plate can also be ordered as sets including the suitable Screws

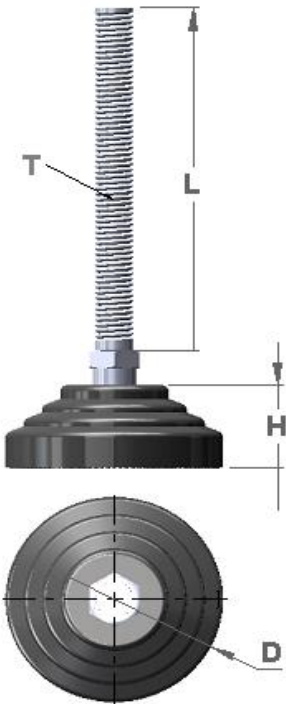
Ordering Details						Technical Details		
Part Number	Part Name	Mass (Grams)	Delivery	Selling Unit	Material			Used on Profile
AA610	45x90 Support and Levelling Foot Mounting Plate (with CSK Screw)		Immediate	Set	Galvanised Steel	1 Part of AA610	2 Part of M12 x 30 CSK Screw	45 x 90
AD132	40x80 Support and Levelling Foot Mounting Plate (with CSK Screw)		Immediate	Set	Galvanised Steel	1 Part of AD132	2 Part of M12 x 30 CSK Screw	40 x 80



Mounting Example




Dimension



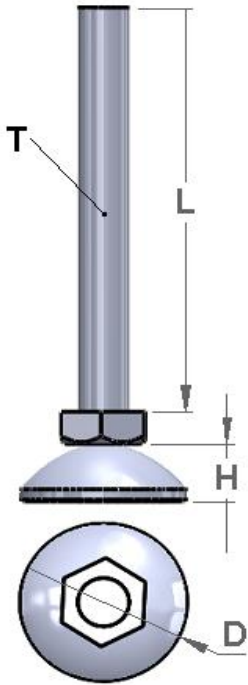
Ordering Details					Technical Details						
Part Number	Part Name	Mass (Grams)	Delivery	Selling Unit	Material	Size (mm)				Finish	Used on Profile
						L	D	T	H		
AG100	Support and Levelling Foot M12 with M12 Nut - Plastic	140	Immediate	Set	Galvanised Steel	100	60	M12	24	Galvanised Steel	45 x 45, 90 x 45, 40 x 40, 80 x 40, 60 x 60
AG103	Support and Levelling Foot M8 with M8 Nut - Plastic	90	Immediate	Set	Galvanised Steel	100	60	M8	24	Galvanised Steel	30 x 30



Mounting Example




Dimension

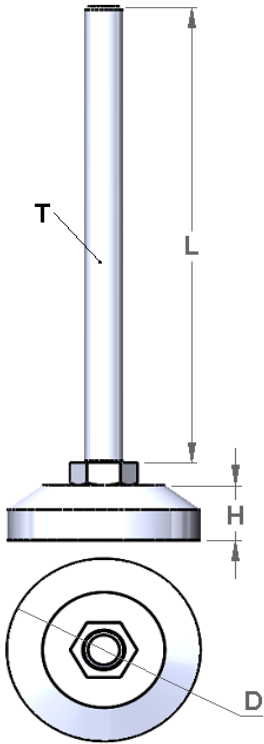


Ordering Details					Technical Details						
Part Number	Part Name	Mass (Grams)	Delivery	Selling Unit	Material	Size (mm)				Finish	Used on Profile
						L	D	T	H		
AG104	Support and Levelling Foot M12 with M12 Nut - Steel	170	Immediate	Set	Galvanised Steel	100	39	M12	15	Galvanised Steel	45 x 45, 90 x 45, 40 x 40, 80 x 40, 60 x 60
AG105	Support and Levelling Foot M8 with M8 Nut - Steel	70	Immediate	Set	Galvanised Steel	100	30	M8	12	Galvanised Steel	30 x 30


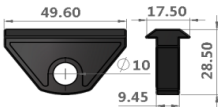
Mounting Example


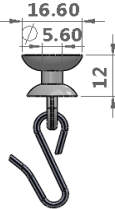


Dimension



Ordering Details					Technical Details						
Part Number	Part Name	Mass (Grams)	Delivery	Selling Unit	Material	Size (mm)				Finish	Used on Profile
						L	D	T	H		
AG106	Support and Levelling Foot M12 with M12 Nut - Steel		Immediate	Set	Galvanised Steel	150	60	M12	18	Galvanised Steel	45 x 45, 90 x 45, 40 x 40, 80 x 40, 60 x 60

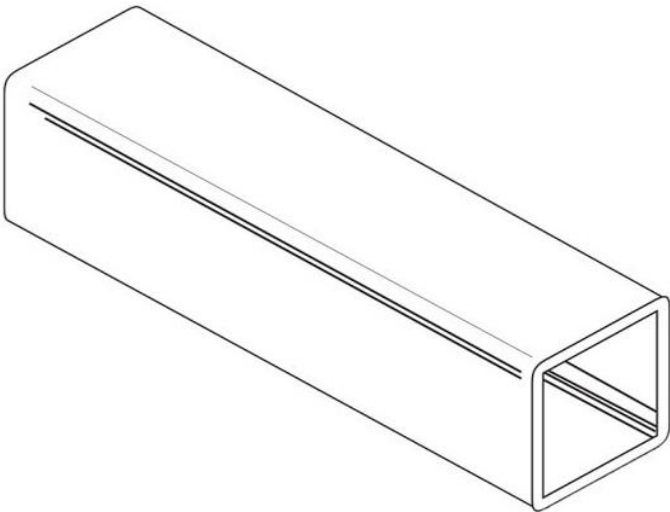
Ordering Details		Product Image	Technical Details		
Part Name :	Tool Hanger Slider G10 - Black Colour			Material	PA
Part Number	AG101			Groove Size	G10
Selling Unit	Piece			Colour	Black
Delivery	Immediate			Mass (Grams)	10

Ordering Details		Product Image	Technical Details		
Part Name :	SOP Hanger Slider G10 - White Colour			Hanger Material	PA
Part Number	AG102			Groove Size	G10
Selling Unit	Set			Colour	Black
Delivery	Immediate			Slider Material	Galvanised Steel
				Mass (Grams)	2


Ordering Details		Product Image	Technical Details				
Part Name :	4 Inch Castor Wheel without Bracke			Hanger Material	PA		
Part Number	AH100			Groove Size			
Selling Unit	Piece			Colour	Red		
Delivery	Immediate			Slider Material	Galvanised Steel		
Ordering Details		Product Image	Technical Details				
Part Name :	4 Inch Castor Wheel with Brake			Hanger Material	PA		
Part Number	AH101			Groove Size			
Selling Unit	Piece			Colour	Red		
Delivery	Immediate			Slider Material	Galvanised Steel		
Ordering Details		Product Image	Technical Details				
Part Name :	3 Inch Castor Wheel without Bracke			Hanger Material	PA		
Part Number	AH102			Groove Size			
Selling Unit	Piece			Colour	Red		
Delivery	Immediate			Slider Material	Galvanised Steel		
Ordering Details		Product Image	Technical Details				
Part Name :	3 Inch Castor Wheel with Brake			Hanger Material	PA		
Part Number	AH103			Groove Size			
Selling Unit	Piece			Colour	Red		
Delivery	Immediate			Slider Material	Galvanised Steel		
Ordering Details		Product Image	Technical Details				
Part Name :	2 Inch Castor Wheel without Bracke			Hanger Material	PA		
Part Number	AH104			Groove Size			
Selling Unit	Piece			Colour	Red		
Delivery	Immediate			Slider Material	Galvanised Steel		
Ordering Details		Product Image	Technical Details				
Part Name :	2 Inch Castor Wheel with Brake			Hanger Material	PA		
Part Number	AH105			Groove Size			
Selling Unit	Piece			Colour	Black,White		
Delivery	Immediate			Slider Material	Galvanised Steel		
				Mass (Grams)			



Dimension



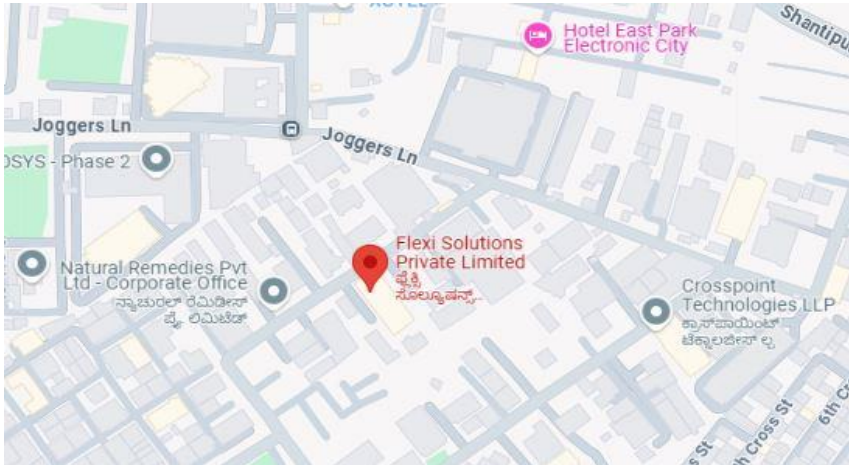
Ordering Details					Technical Details				
Part Number	Part Name	Mass (Grams)	Delivery	Selling Unit	Material	Size (mm)		Finish	Used on Profile
							T		
	45x45 MS Sq Tube		Immediate	Set	Mild Steel			Mild Steel	
	50x50 MS Sq Tube		Immediate	Set	Mild Steel			Mild Steel	
	40x40 MS Sq Tube		Immediate	Set	Mild Steel			Mild Steel	
	30x30 MS Sq Tube		Immediate	Set	Mild Steel			Mild Steel	
	20x20 MS Sq Tube		Immediate	Set	Mild Steel			Mild Steel	
	60x60 MS Sq Tube		Immediate	Set	Mild Steel			Mild Steel	
	72x72 MS Sq Tube		Immediate	Set	Mild Steel			Mild Steel	
	80x80 MS Sq Tube		Immediate	Set	Mild Steel			Mild Steel	



Ordering Details					Technical Details			
Part Number	Part Name	Mass (Grams)	Delivery	Selling Unit	Material	Material of Roller	Finish	Color
AR100	Roller Track 40 mm		Immediate	Meter	Iron	Galvanised Iron	Polished	White

Flexi

Location



Flexi Solutions Private Limited

No.18/B, KIADB Industrial Estate Weerasandra, Electronic City Phase II,□
Hosur Road, Bengaluru - 560 100, Karnataka
Tel : +91 80 2961 9399, Fax : +91 80 2961 9399
Mobile :- +91 9008029742 / +91 9035084922
Email : mey@flexisolutions.co.in, Web : www.flexiprofiles.com

The technical details of the components may change as part of improvements / other reasons